



Featuring 25th Anniversary Collection

Sawtooth Star Block

Finished Block Size: 12" (30.48cm) square

Project designed by Kerri Thomson

Techniques: Piecing, Sew and Flip | Skill Level: Advanced Beginner

Show us your FreeSpirit! Use the Sawtooth Star coloring page to plan your own unique block. Use the piece letter to cut the shapes needed of the desired color/fabric and follow the instructions to sew your block. There are no color/fabric placement rules, this is what makes the block unique!

Note: *Coloring page is not the finished size of the block. It is used for color/fabric placement only.*

CUTTING

Piece A, cut: (1) 6½" square – this is a great place to fussy cut a motif

Piece B, cut: (8) 3½" square

Piece C, cut: (4) 3½" x 6½" rectangle

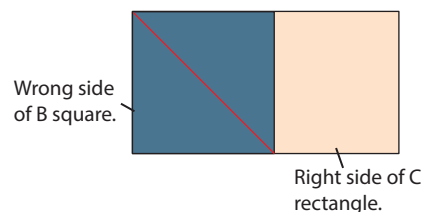
Piece D, cut: (4) 3½" square

INSTRUCTIONS

All seam allowances are ¼" and pieces are sewn right sides together. Press the seams as shown in the diagrams. Refer to the coloring page (page 4) for color/fabric placement.

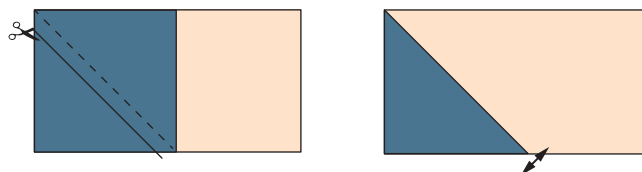
1. Draw a line along one diagonal on the wrong side of each **Piece B** square.
2. Place a **Piece B** square on the left end of a **Piece C** rectangle, right sides together, with the drawn line running across the bottom corner. (**Fig. 1**)

Fig. 1



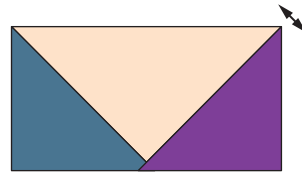
3. Sew on the drawn line. (**Fig. 2**) Trim the seam allowance below the seam to ¼" and press the **Piece B** triangle away from the **Piece C** rectangle.

Fig. 2



4. Repeat Steps 2 and 3 to attach a second **Piece B** to the right end of the **Piece C** rectangle to complete (1) Flying Geese unit ($3\frac{1}{2}$ " x $6\frac{1}{2}$ "). (**Fig. 3**)

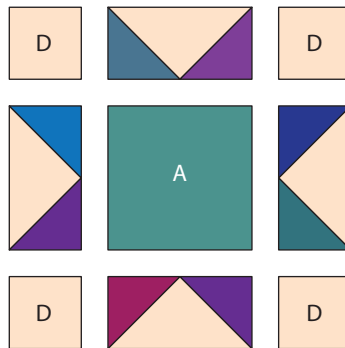
Fig. 3



Flying Geese
Make 4

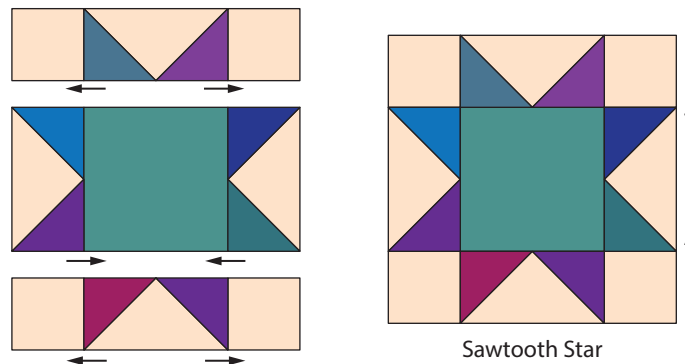
5. Repeat Steps 2 through 4 to make (4) Flying Geese units.
6. Lay out the (4) Flying Geese units, (4) **Piece D** squares and the **Piece A** square into (3) rows. (**Fig. 4**)

Fig. 4



7. Sew the units and squares into rows. Sew the rows together to complete the Sawtooth Star Block ($12\frac{1}{2}$ " square). (**Fig. 5**)

Fig. 5



Sawtooth Star

Coloring Page

