


*Free Spirit* 



Featuring Flourish & Bloom by Helen Prior

# Tranquil Quilt - 6 Month Block of the Month

Finished Size: 96" x 96" (2.44m x 2.44m)

Project designed by Charisma Horton

Purchase pattern at [charismacorner.com](http://charismacorner.com)

Technique: Pieced and Appliqued | Skill Level: Intermediate

[freespiritfabrics.com](http://freespiritfabrics.com)

## Fabric Requirements

DESIGN	COLOR	ITEM ID	YARDAGE
(A) Seeds	Pansy	PWHP001.PANSY	1¼ yard (1.14m)
(B) Bloomful Starburst	Glory	PWHP004.GLORY	1¼ yard (1.14m)
(C) Flora Dora	Seafoam	PWHP006.SEAFOAM	1¼ yard (1.14m)
(D) Little Meadow	Blue	PWHP007.BLUE	1¾ yard (1.60m)
(E) Little Meadow	Coral	PWHP007.CORAL	½ yards (0.46m)
(F) Peony	Red	PWHP008.RED	1½ yard (1.37m)
(G) Star Flower	Mint	PWHP009.MINT	½ yards (0.46m)
(H) Flourish & Bloom Garden	Alabaster	PWHP010.ALABASTER*	3¾ yards (3.43m)
(I) Flourish & Bloom Garden	Periwinkle	PWHP010.PERIWINKLE	1½ yard (1.37m)
(J) Haven	Wind	PWSK016.WIND	3¼ yards (2.97m)

\* includes binding

## Backing (Purchased Separately)

**44" (1.12m) wide**

Flourish & Bloom Garden

Periwinkle


PWHP010.PERIWINKLE

9 yards (8.23m)


**OR**

**108" (2.74m) wide**


3 yards (2.74m)



(A)



(B)



(C)



(D)



(E)



(F)



(G)



(H)



(I)



(J)



Backing  
44"

*If kitting, refer to the final pattern for yardage amounts, it is recommended that a sample is made to confirm accuracy.*