

Featuring From the Archives by Kaffe Fassett

Texas Lightning Quilt

Finished Size: 60" x 71" (1.52m x 1.80m)

Project designed by Susan Ziegler-Quiltin' Tia

Purchase pattern at quiltintia.com

Technique: Pieced | Skill Level: Advanced Beginner

freespiritfabrics.com



Texas Lightning Quilt

Fabric Requirements

| DESIGN | COLOR | ITEM ID | YARDAGE |
|----------------------|----------|------------------|-----------------|
| (A) Floral With Dots | Blue | PWGP002.BLUE | ½ yards (0.46m) |
| (B) Bubbles | Blue | PWGP015.BLUE | ½ yards (0.46m) |
| (C) Diagonal Poppy | Purple | PWGP024.PURPLE* | 1¼ yard (1.14m) |
| (D) Diagonal Poppy | Duckegg | PWGP024.DUCKEGG | ½ yards (0.46m) |
| (E) Paisley Stripe | Lavender | PWGP032.LAVENDER | ½ yards (0.46m) |
| (F) Samarkand | Stone | PWGP058.STONE | 1½ yard (1.37m) |
| (G) Potentilla | Blue | PWGP064.BLUE | ½ yards (0.46m) |
| (H) Chard | Pastel | PWGP128.PASTEL | ½ yards (0.46m) |

* includes binding

Backing (Purchased Separately)

44" (1.12m) wide

Bubbles

Plum

PWGP015.PLUM

4½ yards (4.11m)

OR

108" (2.74m) wide

Paperweight

Purple

QBGP011.PURPLE


2⅓ yards (2.13m)




(A)



(B)




(C)



(D)



(E)



(F)




(G)



(H)



Backing
44"



Backing
108"

If kitting, refer to the final pattern for yardage amounts, it is recommended that a sample is made to confirm accuracy.