



Featuring From the Archives by Kaffe Fassett

Waterfall Quilt

Finished Size: 55" x 73" (1.39m x 1.85m)

Project designed by Susan Ziegler-Quiltin' Tia

Purchase pattern at quiltintia.com

Technique: Pieced | Skill Level: Advanced Beginner

freespiritfabrics.com



Waterfall Quilt

Fabric Requirements

DESIGN	COLOR	ITEM ID	YARDAGE
(A) Floral With Dots	Blue	PWGP002.BLUE	½ yards (0.46m)
(B) Bubbles	Blue	PWGP015.BLUE	½ yards (0.46m)
(C) Diagonal Poppy	Purple	PWGP024.PURPLE*	1¼ yard (1.14m)
(D) Diagonal Poppy	Duckegg	PWGP024.DUCKEGG	½ yards (0.46m)
(E) Paisley Stripe	Lavender	PWGP032.LAVENDER	½ yards (0.46m)
(F) Samarkand	Stone	PWGP058.STONE	½ yards (0.46m)
(G) Potentilla	Blue	PWGP064.BLUE	1½ yard (1.37m)
(H) Chard	Pastel	PWGP128.PASTEL	½ yards (0.46m)

* includes binding

Backing (Purchased Separately)

44" (1.12m) wide

Chard Pastel PWGP128.PASTEL 4½ yards (4.11m)


OR

108" (2.74m) wide


Van Gogh Black QBPJ006.BLACK 2½ yards (2.29m)




(A)



(B)




(C)



(D)



(E)



(F)



(G)



(H)



Backing
44"



Backing
108"

*If kitting, refer to the final pattern for yardage amounts,
it is recommended that a sample is made to confirm accuracy.*